

Housing Authority of the City of Arlington Annual Report

Fiscal Year 2020 AT A GLANCE

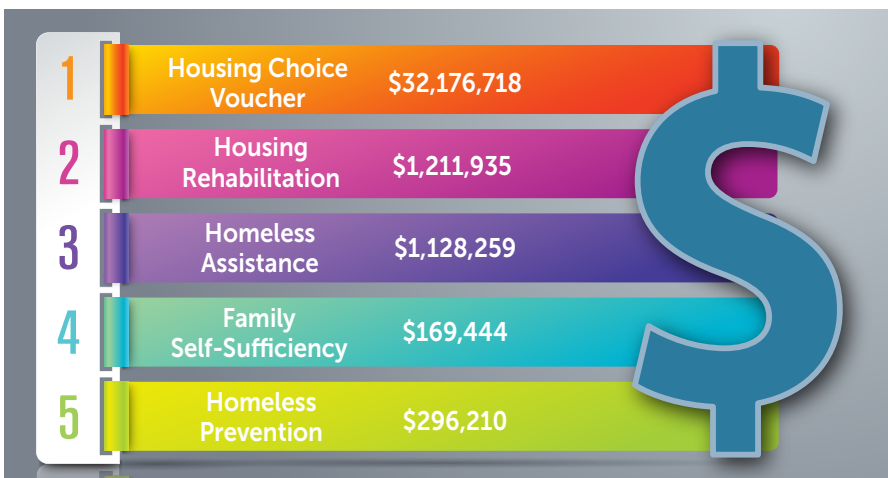


Housing Authority of the City of Arlington
501 W. Sanford Street, Suite 20
Arlington, TX 76011

For more information: www.arlingtonhousing.us
Call 817-275-3351 | Fax 817-962-1200

Funds Utilized

Total Grant Funding Utilized
\$32,982,566



Financial Report

Financial Statement Balance Sheets

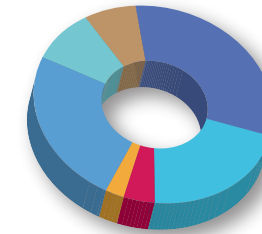
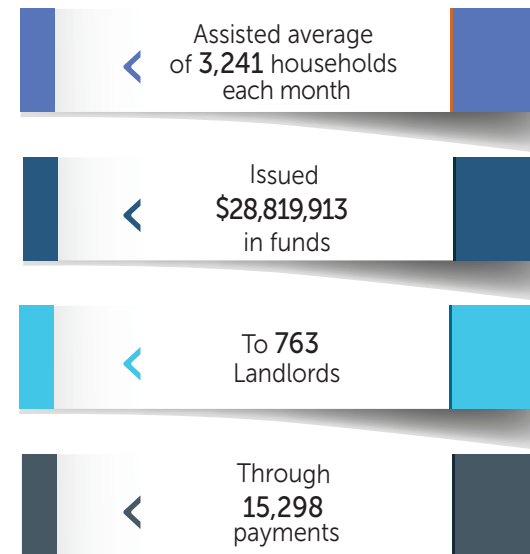
	FY2020	FY2019
Total Assets	6,877,995	5,333,991
Total Liabilities	1,970,415	771,094
Total Net Position	4,907,580	4,562,898

Revenue, Expenses, and Changes in Net Position

	FY2020	FY2019
Operating Revenues	33,810,740	31,884,023
Non-Operating Income	42,575	76,624
Operating Expenses	33,466,058	31,996,197
Change in Net Position	344,682	(112,174)

Housing Choice Voucher

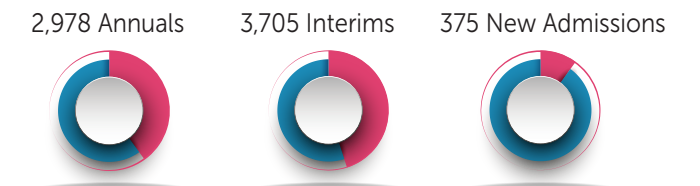
Assistance



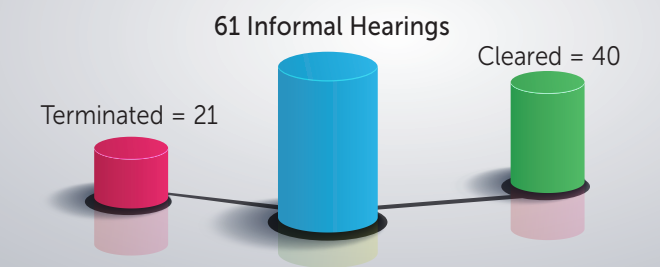
Unit Inspections

Type	#
Rent Reasonableness	2,227
HCV-Annual Re-Examinations	1,520
Special Requests	303
No Shows	194
Re-Inspections	1,764
HCV-New Admissions & Portability Move-Ins	667
Other	500
TOTAL	7,175

Annuals/Interims/New Admissions



Program Compliance Investigations



BY THE NUMBERS

Family Self-Sufficiency



Homeownership



Housing Rehabilitation

Emergency	28
Full rehab	11
Architectural barrier removal	6
Amy Young barrier removal program	1
Average cost for a full rehabilitation	\$24,428

Homelessness Services

Nurse Family	2 families
Shelter Plus Care	35 families
Rapid Rehousing	36 families
Tenant Based Rental Assistance	62 families
Homeless Prevention	35 families
Eviction Prevention	50 families
Number of volunteers for the Homeless Count Night	50+