



Legend

Public Works and Transportation

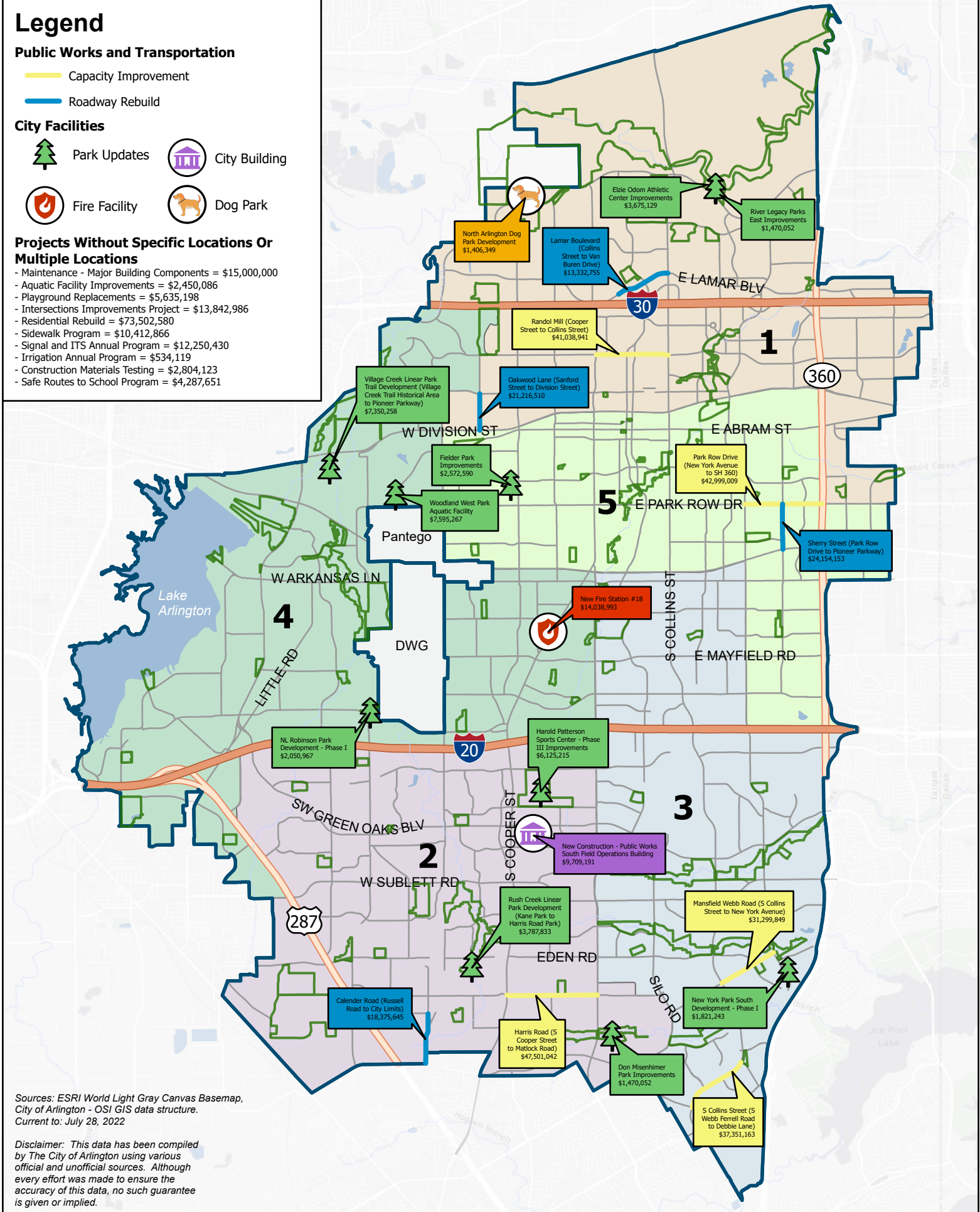
-  Capacity Improvement
-  Roadway Rebuild

City Facilities

-  Park Updates
-  City Building
-  Fire Facility
-  Dog Park

Projects Without Specific Locations Or Multiple Locations

- Maintenance - Major Building Components = \$15,000,000
- Aquatic Facility Improvements = \$2,450,086
- Playground Replacements = \$5,635,198
- Intersections Improvements Project = \$13,842,986
- Residential Rebuild = \$73,502,580
- Sidewalk Program = \$10,412,866
- Signal and ITS Annual Program = \$12,250,430
- Irrigation Annual Program = \$534,119
- Construction Materials Testing = \$2,804,123
- Safe Routes to School Program = \$4,287,651



Sources: ESRI World Light Gray Canvas Basemap,
City of Arlington - OSI GIS data structure.
Current to: July 28, 2022

Disclaimer: This data has been compiled by The City of Arlington using various official and unofficial sources. Although every effort was made to ensure the accuracy of this data, no such guarantee is given or implied.

2023 Bond Election Projects

