






# Legend

## Public Works and Transportation

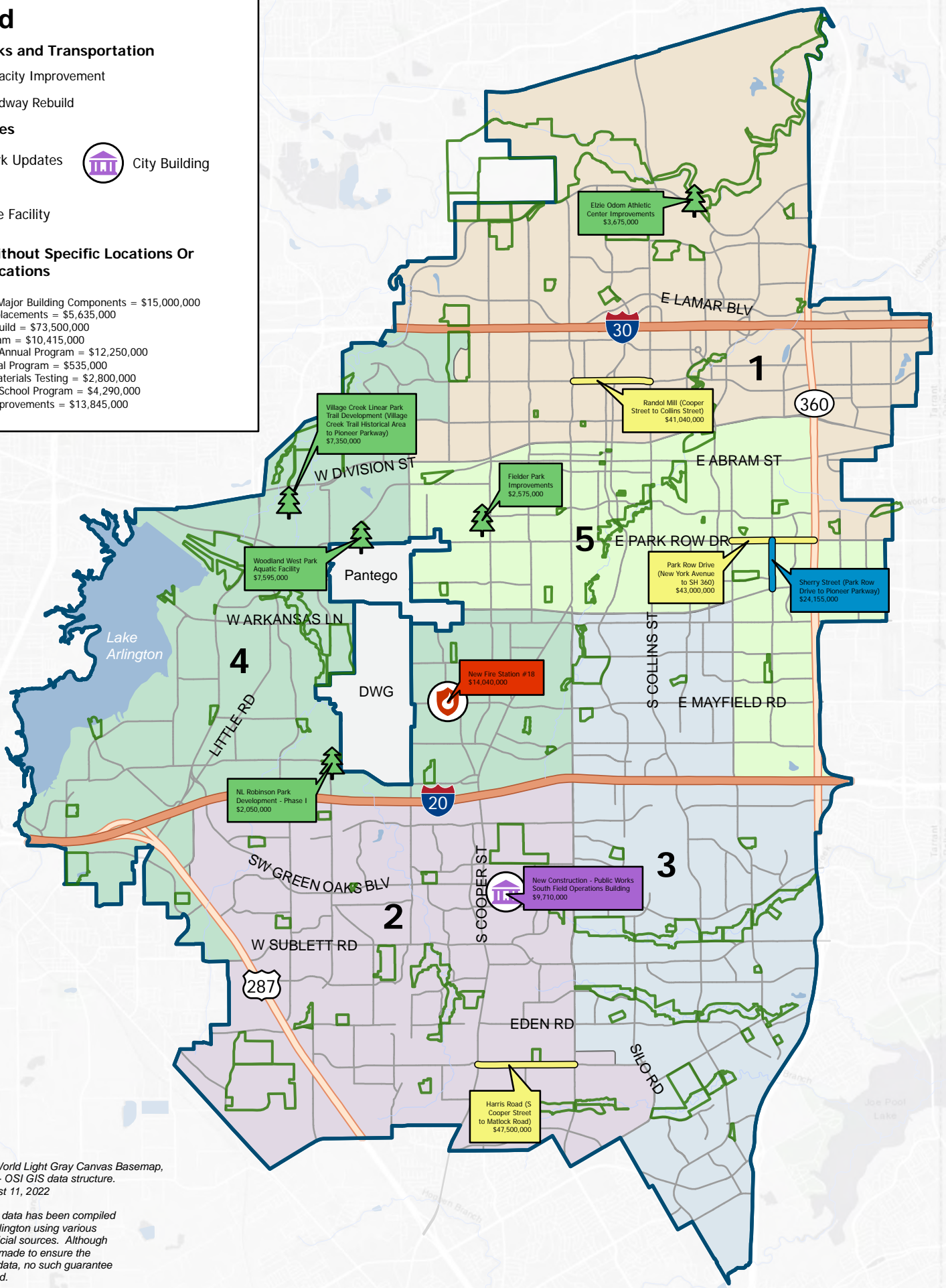
-  Capacity Improvement
-  Roadway Rebuild

## City Facilities

-  Park Updates
-  City Building
-  Fire Facility

## Projects Without Specific Locations Or Multiple Locations

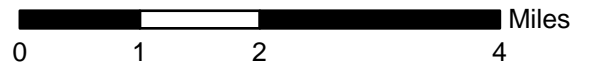
- Maintenance - Major Building Components = \$15,000,000
- Playground Replacements = \$5,635,000
- Residential Rebuild = \$73,500,000
- Sidewalk Program = \$10,415,000
- Signal and ITS Annual Program = \$12,250,000
- Irrigation Annual Program = \$535,000
- Construction Materials Testing = \$2,800,000
- Safe Routes to School Program = \$4,290,000
- Intersection Improvements = \$13,845,000



Sources: ESRI World Light Gray Canvas Basemap, City of Arlington - OSI GIS data structure. Current to: August 11, 2022

Disclaimer: This data has been compiled by The City of Arlington using various official and unofficial sources. Although every effort was made to ensure the accuracy of this data, no such guarantee is given or implied.

# 2023 Bond Committee Top Projects



**2023 Bond Program CBC Option #1**  
**Priority Projects Not Included: Fielder Park, Sherry Street, Harris Road**



Project						
No.	Department	Project Name	Option #1 Cost	Original Cost	Project Description	Council District
1	Fire	New Fire Station #18	\$ 14,040,000	\$ 14,040,000	Build new Fire Station with land acquisition (2-story, 8,500 square feet)	4 - Piel
<b>Fire Total</b>			<b>\$ 14,040,000</b>	<b>\$ 14,040,000</b>		
2	Buildings	Maintenance - Major Building Components	\$ 10,000,000	\$ 15,000,000	Replace elevators, HVAC, roof replacements, and other major component in City buildings	Various
3	Buildings	New Construction - Public Works South Field Operations Building	\$ 9,710,000	\$ 9,710,000	Design and construction for new South Operations Building	2 - Gonzalez
<b>Buildings Total</b>			<b>\$ 19,710,000</b>	<b>\$ 24,710,000</b>		
8	Parks	Playground Replacements	\$ 4,000,000	\$ 5,635,000	Replace 18 playgrounds	Various
10	Parks	NL Robinson Park Development - Phase I	\$ 2,050,000	\$ 2,050,000	Public engagement, masterplan development, designing, engineering, construction documents, development and construction	4 - Piel
11	Parks	Elzie Odom Athletic Center Improvements	\$ 3,675,000	\$ 3,675,000	Renovate interior spaces, including elevators, restrooms, fitness room, classrooms, basketball courts, indoor track, rock-climbing wall and arena	1 - Moise
12	Parks	Woodland West Park Aquatic Facility	\$ 7,595,000	\$ 7,595,000	Replace existing swimming pool with aquatic facility, including a new pool, water playground, and spray areas	4 - Piel
14	Parks	Village Creek Linear Park Trail Development (Village Creek Trail Historical Area to Pioneer Parkway)	\$ 7,350,000	\$ 7,350,000	Construct 1.5 miles concrete trail (12' wide) from Village Creek Trail Historical Area to Pioneer Parkway	4 - Piel
<b>Parks Total</b>			<b>\$ 24,670,000</b>	<b>\$ 26,305,000</b>		
17	Public Works	Randol Mill (Cooper Street to Collins Street)	\$ 41,040,000	\$ 41,040,000	Widen to 6-lane road & reconstruct existing 4 lanes	1 - Moise
19	Public Works	Intersections Improvements Project	\$ 10,000,000	\$ 13,845,000	Improve intersections experiencing high-delay (10 intersections)	Various
22	Public Works	Park Row Drive (New York Avenue to SH 360)	\$ 43,000,000	\$ 43,000,000	Rebuild from 4-lane undivided asphalt road to 4-lane undivided concrete road w/center turn lane	5 - Boxall
27	Public Works	Residential Rebuild	\$ 42,395,000	\$ 73,500,000	Reconstruct existing residential roadways categorized as red streets with pavement condition index below 50 (\$10.5 million/year)	Various
28	Public Works	Sidewalk Program	\$ 6,250,000	\$ 10,415,000	Annual funding for ADA sidewalk/ramp requests (\$1.5 million/year)	Various
29	Public Works	Signal and ITS Annual Program	\$ 7,500,000	\$ 12,250,000	Annual funding for construction of signals and other ITS devices and Connected and Autonomous Vehicle infrastructure (\$1.9 million/year)	Various
30	Public Works	Irrigation Annual Program	\$ 500,000	\$ 535,000	Annual contract to relocate/repair irrigation in conflict with project construction (\$125,000/year)	Various
31	Public Works	Construction Materials Testing	\$ 2,250,000	\$ 28,000,000	Annual contracts for testing of materials and methods during construction (\$562,500/year)	Citywide
32	Public Works	Safe Routes to School Program	\$ 2,000,000	\$ 4,290,000	Safe Routes to School (SRTS) Master Plans, Grant application and grant matching funds to apply for state and federal grants for SRTS, and Construction support for SRTS Master Plan implementation (\$500,000/year)	Various
<b>PW Total</b>			<b>\$ 154,935,000</b>	<b>\$ 226,875,000</b>		
<b>GRAND TOTALS</b>			<b>\$ 213,355,000</b>	<b>\$ 291,930,000</b>		

2023 Bond Program 4-year capacity




\$ 213,355,000

# Legend

## Public Works and Transportation

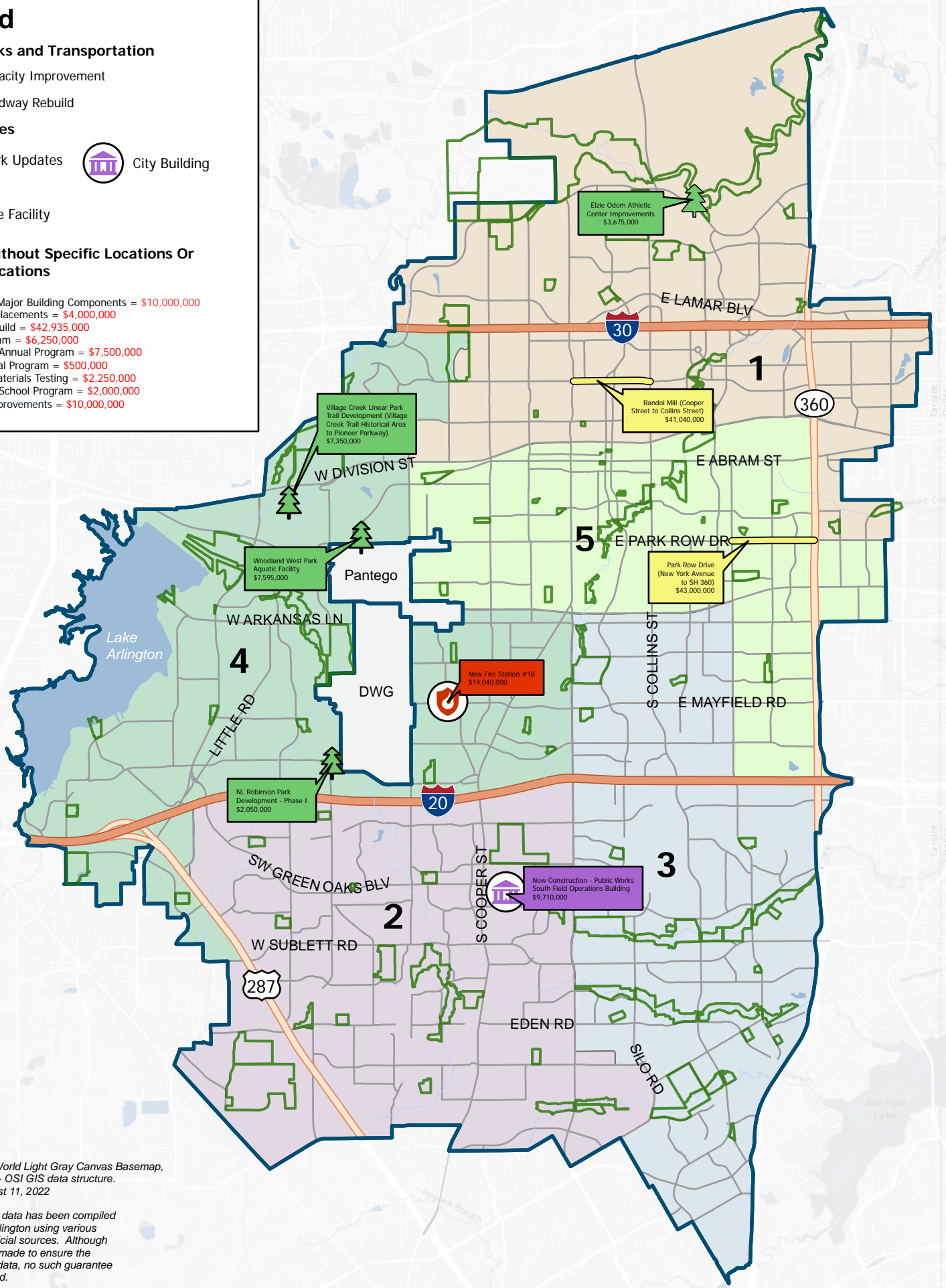
-  Capacity Improvement
-  Roadway Rebuild

## City Facilities

-  Park Updates
-  City Building
-  Fire Facility

## Projects Without Specific Locations Or Multiple Locations

- Maintenance - Major Building Components = \$10,000,000
- Playground Replacements = \$4,000,000
- Residential Rebuild = \$42,935,000
- Sidewalk Program = \$6,250,000
- Signal and ITS Annual Program = \$7,500,000
- Irrigation Annual Program = \$500,000
- Construction Materials Testing = \$2,250,000
- Safe Routes to School Program = \$2,000,000
- Intersection Improvements = \$10,000,000

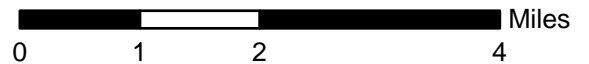


Sources: ESRI World Light Gray Canvas Basemap, City of Arlington - OSI GIS data structure. Current to: August 11, 2022

Disclaimer: This data has been compiled by The City of Arlington using various official and unofficial sources. Although every effort was made to ensure the accuracy of this data, no such guarantee is given or implied.



# 2023 Bond Committee - Option #1



**2023 Bond Program CBC Option #2**  
**Priority Projects not included: Woodland West Aquatic, Village Creek Trail, Park Row Drive**



Department	Project Name	Option #2 Cost	Original Cost	Project Description	Council District
Fire	New Fire Station #18	\$ 14,040,000	\$ 14,040,000	Build new Fire Station with land acquisition (2-story, 8,500 square feet)	4 - Piel
	<b>Fire Total</b>	<b>\$ 14,040,000</b>	<b>\$ 14,040,000</b>		
Buildings	Maintenance - Major Building Components	\$ 8,000,000	\$ 15,000,000	Replace elevators, HVAC, roof replacements, and other major component in City buildings	Various
Buildings	New Construction - Public Works South Field Operations Building	\$ 9,710,000	\$ 9,710,000	Design and construction for new South Operations Building	2 - Gonzalez
	<b>Buildings Total</b>	<b>\$ 17,710,000</b>	<b>\$ 24,710,000</b>		
Parks	Fielder Park Improvements	\$ 2,575,000	\$ 2,575,000	Replace restroom for ADA compliance; Renovate basketball and tennis courts	5 - Boxall
Parks	Aquatic Facility Improvements	\$ 2,450,000	\$ 2,450,000	Repairs and renovations at 5 aquatic facilities	Various
Parks	Playground Replacements	\$ 2,500,000	\$ 5,635,000	Replace 11 playgrounds	Various
Parks	NL Robinson Park Development - Phase I	\$ 2,050,000	\$ 2,050,000	Public engagement, masterplan development, designing, engineering, construction documents, development and construction	4 - Piel
Parks	Elzie Odom Athletic Center Improvements	\$ 3,675,000	\$ 3,675,000	Renovate interior spaces, including elevators, restrooms, fitness room, classrooms, basketball courts, indoor track, rock-climbing wall and arena	1 - Moise
	<b>Parks Total</b>	<b>\$ 13,250,000</b>	<b>\$ 16,385,000</b>		
Public Works	Randol Mill (Cooper Street to Collins Street)	\$ 41,040,000	\$ 41,040,000	Widen to 6-lane road & reconstruct existing 4 lanes	1 - Moise
Public Works	Intersections Improvements Project	\$ 7,000,000	\$ 13,845,000	Improve intersections experiencing high-delay (7 intersections)	Various
Public Works	Harris Road (S Cooper Street to Matlock Road)	\$ 47,500,000	\$ 47,500,000	Widen to 4-lane undivided roadway & reconstruct existing two lanes	2 - Gonzalez
Public Works	Sherry Street (Park Row Drive to Pioneer Parkway)	\$ 24,155,000	\$ 24,155,000	Reconstruct undivided 2-lane road w/pedestrian improvements	5 - Boxall
Public Works	Residential Rebuild	\$ 34,260,000	\$ 73,500,000	Reconstruct existing residential roadways categorized as red streets with pavement condition index below 50 (\$8.5 million/year)	Various
Public Works	Sidewalk Program	\$ 5,000,000	\$ 10,415,000	Annual funding for ADA sidewalk/ramp requests (\$1.25 million/year)	Various
Public Works	Signal and ITS Annual Program	\$ 6,000,000	\$ 12,250,000	Annual funding for construction of signals and other ITS devices and Connected and Autonomous Vehicle infrastructure (\$1.5 million/year)	Various
Public Works	Irrigation Annual Program	\$ 400,000	\$ 535,000	Annual contract to relocate/repair irrigation in conflict with project construction (\$100,000/year)	Various
Public Works	Construction Materials Testing	\$ 2,000,000	\$ 2,800,000	Annual contracts for testing of materials and methods during construction (\$500,000/year)	Citywide
Public Works	Safe Routes to School Program	\$ 1,000,000	\$ 4,290,000	Safe Routes to School (SRTS) Master Plans, Grant application and grant matching funds to apply for state and federal grants for SRTS, and Construction support for SRTS Master Plan implementation (\$250,000/year)	Various
	<b>PW Total</b>	<b>\$ 168,355,000</b>	<b>\$ 230,330,000</b>		
	<b>GRAND TOTALS</b>	<b>\$ 213,355,000</b>	<b>\$ 285,465,000</b>		

2023 Bond Program 4-year capacity \$ 213,355,000






# Legend

## Public Works and Transportation

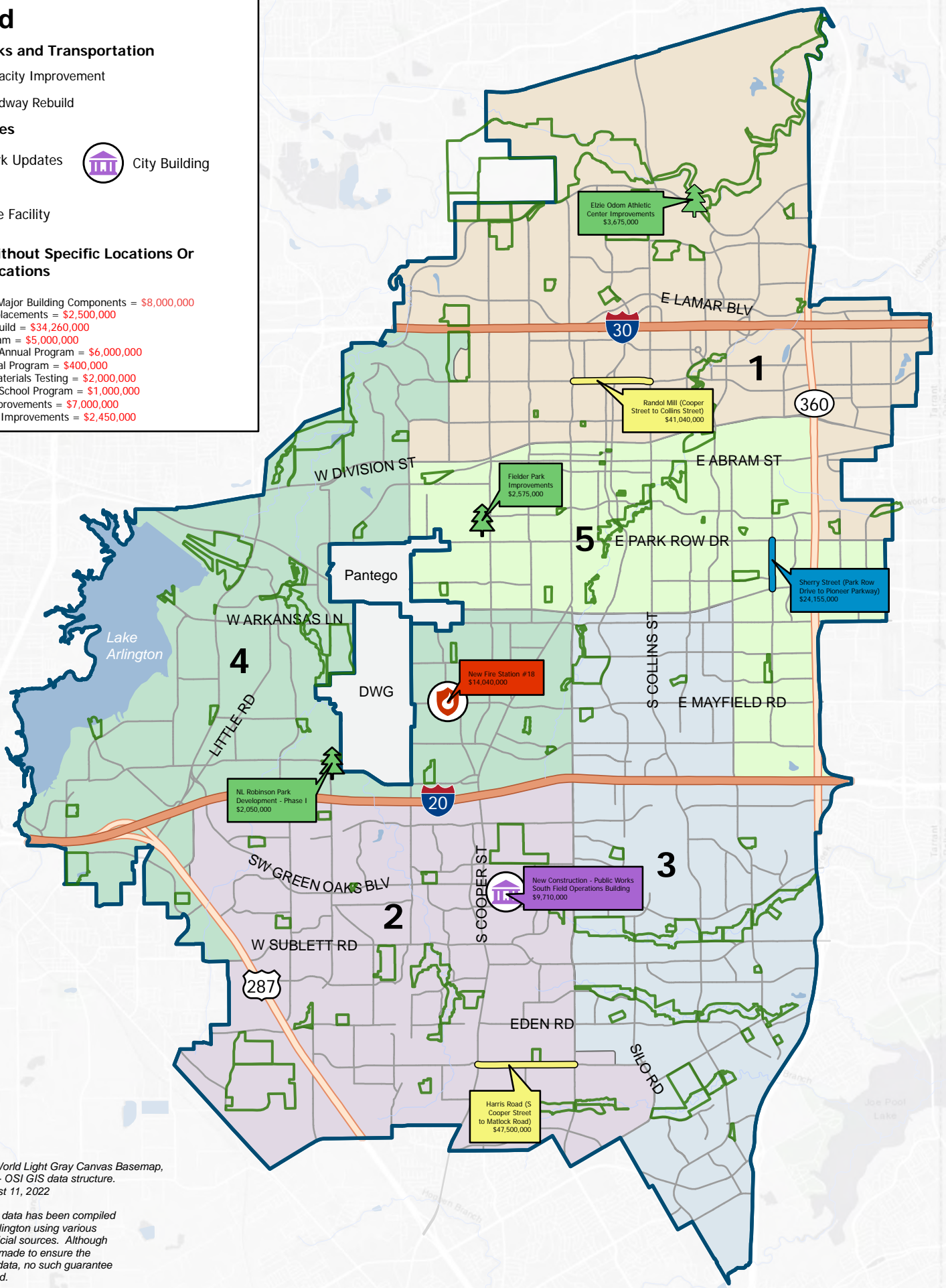
-  Capacity Improvement
-  Roadway Rebuild

## City Facilities

-  Park Updates
-  City Building
-  Fire Facility

## Projects Without Specific Locations Or Multiple Locations

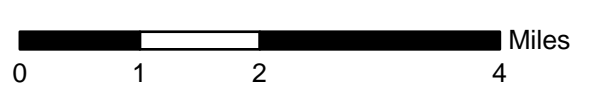
- Maintenance - Major Building Components = \$8,000,000
- Playground Replacements = \$2,500,000
- Residential Rebuild = \$34,260,000
- Sidewalk Program = \$5,000,000
- Signal and ITS Annual Program = \$6,000,000
- Irrigation Annual Program = \$400,000
- Construction Materials Testing = \$2,000,000
- Safe Routes to School Program = \$1,000,000
- Intersection Improvements = \$7,000,000
- Aquatic Facility Improvements = \$2,450,000



Sources: ESRI World Light Gray Canvas Basemap, City of Arlington - OSI GIS data structure. Current to: August 11, 2022

Disclaimer: This data has been compiled by The City of Arlington using various official and unofficial sources. Although every effort was made to ensure the accuracy of this data, no such guarantee is given or implied.

# 2023 Bond Committee - Option #2



**2023 Bond Program CBC Option #3**  
**Priority Projects Not Included: Village Creek Trail, Harris Road**



Project No.	Department	Project Name	Option #3 Cost	Original Cost	Project Description	Council District
1	Fire	New Fire Station #18	\$ 14,040,000	\$ 14,040,000	Build new Fire Station with land acquisition (2-story, 8,500 square feet)	4 - Piel
		<b>Fire Total</b>	<b>\$ 14,040,000</b>	<b>\$ 14,040,000</b>		
2	Buildings	Maintenance - Major Building Components	\$ 8,000,000	\$ 15,000,000	Replace elevators, HVAC, roof replacements, and other major component in City buildings	Various
3	Buildings	New Construction - Public Works South Field Operations Building	\$ 9,710,000	\$ 9,710,000	Design and construction for new South Operations Building	2 - Gonzalez
		<b>Buildings Total</b>	<b>\$ 17,710,000</b>	<b>\$ 24,710,000</b>		
5	Parks	Fielder Park Improvements	\$ 2,575,000	\$ 2,575,000	Replace restroom for ADA compliance; Renovate basketball and tennis courts	5 - Boxall
8	Parks	Playground Replacements	\$ 3,000,000	\$ 5,635,000	Replace 13 playgrounds	Various
10	Parks	NL Robinson Park Development - Phase I	\$ 2,050,000	\$ 2,050,000	Public engagement, masterplan development, designing, engineering, construction documents, development and construction	4 - Piel
11	Parks	Elzie Odom Athletic Center Improvements	\$ 3,675,000	\$ 3,675,000	Renovate interior spaces, including elevators, restrooms, fitness room, classrooms, basketball courts, indoor track, rock-climbing wall and arena	1 - Moise
12	Parks	Woodland West Park Aquatic Facility	\$ 7,595,000	\$ 7,595,000	Replace existing swimming pool with aquatic facility, including a new pool, water playground, and spray areas	4 - Piel
		<b>Parks Total</b>	<b>\$ 18,895,000</b>	<b>\$ 21,530,000</b>		
17	Public Works	Randol Mill (Cooper Street to Collins Street)	\$ 41,040,000	\$ 41,040,000	Widen to 6-lane road & reconstruct existing 4 lanes	1 - Moise
19	Public Works	Intersections Improvements Project	\$ 7,000,000	\$ 13,845,000	Improve intersections experiencing high-delay (7 intersections)	Various
22	Public Works	Park Row Drive (New York Avenue to SH 360)	\$ 43,000,000	\$ 43,000,000	Rebuild from 4-lane undivided asphalt road to 4-lane undivided concrete road w/center turn lane	5 - Boxall
23	Public Works	Sherry Street (Park Row Drive to Pioneer Parkway)	\$ 24,155,000	\$ 24,155,000	Reconstruct undivided 2-lane road w/pedestrian improvements	5 - Boxall
27	Public Works	Residential Rebuild	\$ 33,065,000	\$ 73,500,000	Reconstruct existing residential roadways categorized as red streets with pavement condition index below 50 (\$8.2 million/year)	Various
28	Public Works	Sidewalk Program	\$ 5,000,000	\$ 10,415,000	Annual funding for ADA sidewalk/ramp requests (\$1.25 million/year)	Various
29	Public Works	Signal and ITS Annual Program	\$ 6,000,000	\$ 12,250,000	Annual funding for construction of signals and other ITS devices and Connected and Autonomous Vehicle infrastructure (\$1.5 million/year)	Various
30	Public Works	Irrigation Annual Program	\$ 450,000	\$ 535,000	Annual contract to relocate/repair irrigation in conflict with project construction (\$112,500/year)	Various
31	Public Works	Construction Materials Testing	\$ 2,000,000	\$ 2,800,000	Annual contracts for testing of materials and methods during construction (\$500,000/year)	Citywide
32	Public Works	Safe Routes to School Program	\$ 1,000,000	\$ 4,290,000	Safe Routes to School (SRTS) Master Plans, Grant application and grant matching funds to apply for state and federal grants for SRTS, and Construction support for SRTS Master Plan implementation (\$250,000/year)	Various
		<b>PW Total</b>	<b>\$ 162,710,000</b>	<b>\$ 225,830,000</b>		
		<b>GRAND TOTALS</b>	<b>\$ 213,355,000</b>	<b>\$ 286,110,000</b>		

2023 Bond Program 4-year capacity




\$ 213,355,000

# Legend

## Public Works and Transportation

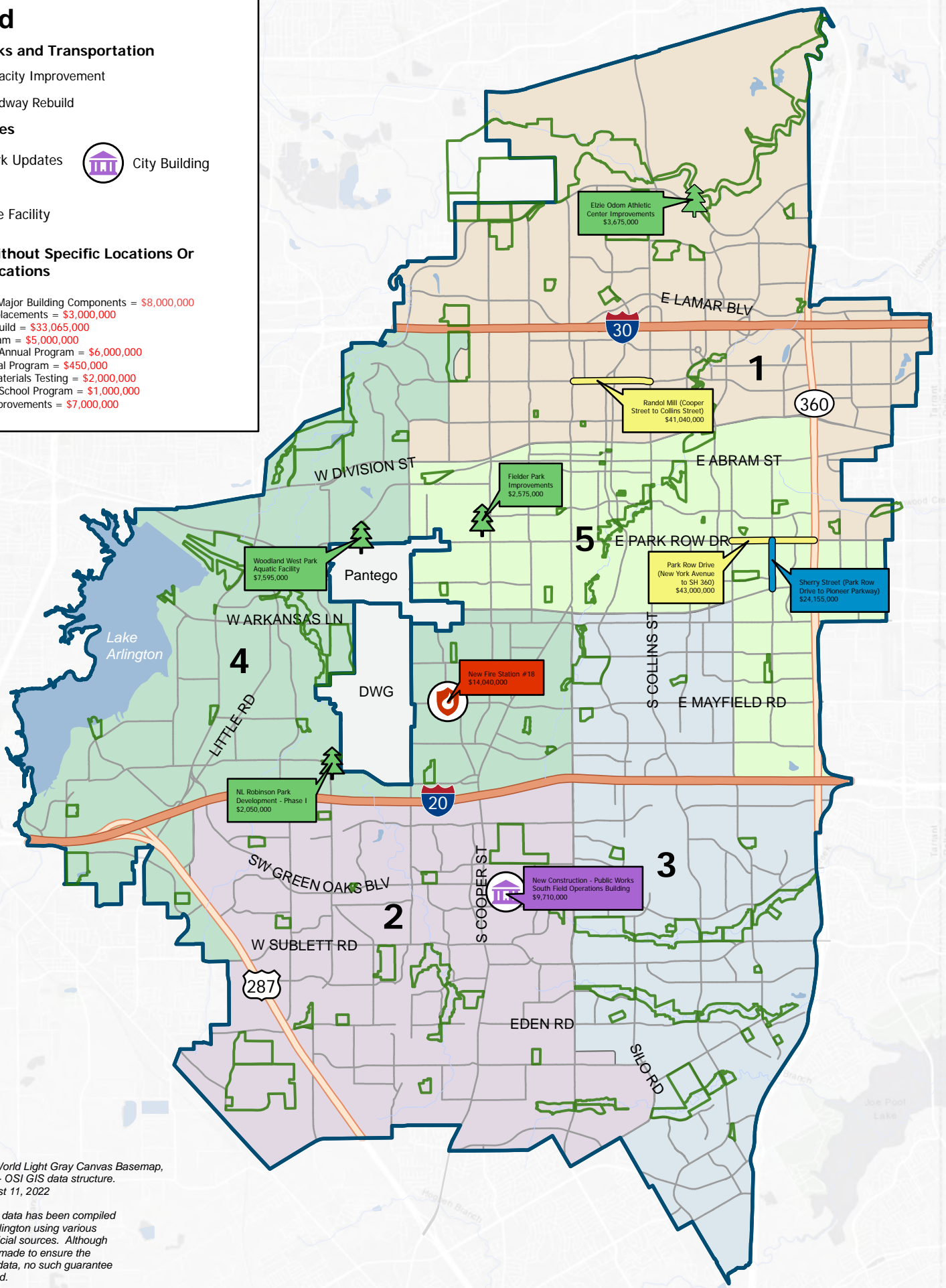
-  Capacity Improvement
-  Roadway Rebuild

## City Facilities

-  Park Updates
-  City Building
-  Fire Facility

## Projects Without Specific Locations Or Multiple Locations

- Maintenance - Major Building Components = \$8,000,000
- Playground Replacements = \$3,000,000
- Residential Rebuild = \$33,065,000
- Sidewalk Program = \$5,000,000
- Signal and ITS Annual Program = \$6,000,000
- Irrigation Annual Program = \$450,000
- Construction Materials Testing = \$2,000,000
- Safe Routes to School Program = \$1,000,000
- Intersection Improvements = \$7,000,000



Sources: ESRI World Light Gray Canvas Basemap, City of Arlington - OSI GIS data structure. Current to: August 11, 2022

Disclaimer: This data has been compiled by The City of Arlington using various official and unofficial sources. Although every effort was made to ensure the accuracy of this data, no such guarantee is given or implied.

